

Domestic

Volumetric Rotary Piston Water Meter

PD-15A~20A



Applications

- Measuring the volume of cold potable water passing through the pipeline for residential application.

Available Sizes

- 1/2", 3/4", 15mm, 20mm.

Standards

- ISO 4064 Class C

Features:

- Enjoys world's most successful meter type for domestic applications.
- Ensures high sensitivity and accurate registration throughout a wide flow range.
- Mechanical transmission offers maximum reliability.
- Liquid-sealed register offers long term clear reading.
- Low starting flow rate.
- Digit counters provide easy reading.
- Internal non-return valve.
- Tamper proof register.
- Internal strainer.

Options:

- 2 types of material for Dn15mm meter body:
 - Corrosion Proof Copper Alloy
 - Highly Reinforced Composite Material
- Pulse output option.
- Several lengths and connections.
- Cubic Meter(m³) and U.S.Gallon(USG) for choice.

Technical Specifications:

- Maximum Working Temperature :** 40°C for cold potable water meter.
- Maximum Working Pressure :** 16Bar
- Body :** Corrosion Proof Copper Alloy
- Coupling Threads :** BSP

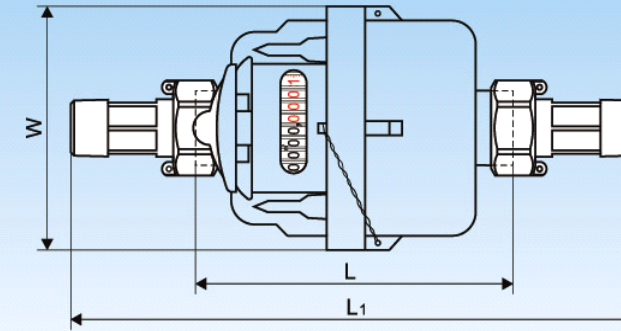
Installation Requirements:

- The meter can be installed in any position.
- The pipeline should be flushed before meter installation.
- The meter must be installed according to the arrow direction indicated on the meter body.
- The meter should be constantly full of water during operation.

Domestic

Volumetric Rotary Piston Water Meter

PD-15A~20A



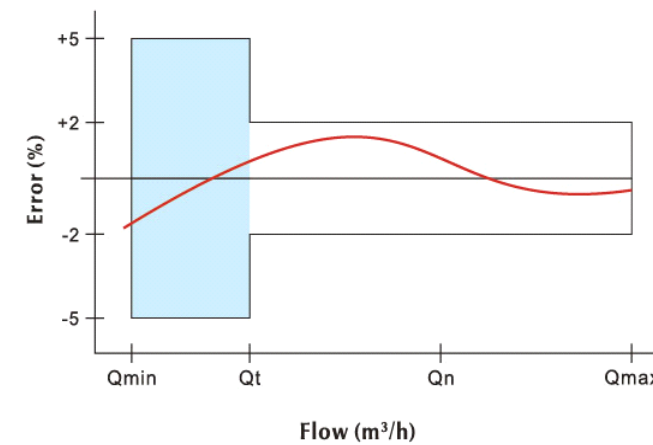
Dimensions and Weights

Nominal diameter	mm	DN	15	20
Body length	mm	L	115	130
Overall length	mm	L1	209	234
Width	mm	W	86	86
Weight without connectors	Kg		0.85	1.10
Meter weight (plastic body)	Kg		0.31	

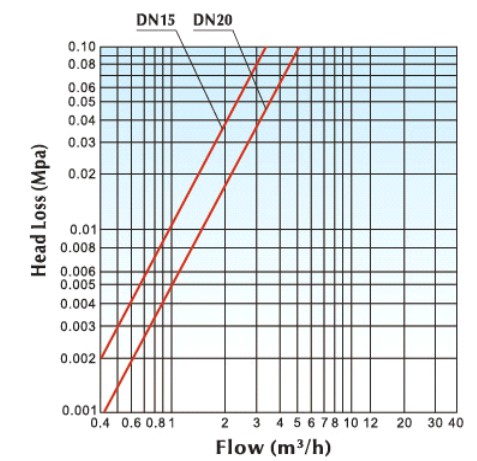
Maximum Permissible Error:

- In the lower zone from Q_{min} inclusive up to but excluding Q_t is ± 5%.
- In the upper zone from Q_t inclusive up to and including Q_{max} is ± 2%.

Accuracy Curve



Head Loss Curve



Performance Data

Nominal diameter	mm	DN	15	20
Maximum flowrate	m ³ /h	Q _{max}	3.0	5.0
Nominal flowrate	m ³ /h	Q _n	1.5	2.5
Transitional flowrate	l/h	Q _t	22.5	37.5
Minimum flowrate	l/h	Q _{min}	15	25
Maximum reading		m ³	9999.99998	9999.99998
Minimum reading		m ³	0.00002	0.00002